

INCOME AND EXPENDITURE ACCOUNT FOR THE PERIOD ENDED ON 31.3.2023

| Particulars   | Schedule | As at 31st March, 2023 (Amount in Rs.) |                 |                        |                        | As at 31st March, 2022 |
|---|----------|--|-----------------|------------------------|------------------------|------------------------|
|   |          | Unrestricted Funds                     |                 | Restricted Fund        | Total                  | Amount (in Rs.)        |
|   |          | Corpus                                 | Designated Fund |                        |                        |                        |
| <b>A INCOME</b>                                       |          |  |                 |                        |                        |                        |
| Academic Receipts                                     | 8        | -                                      | -               | -                      |                        |                        |
| Admission Fees  |          | -                                      | -               | 13,486.00              | 13,486.00              | 11,706.00              |
| College Garden & Play Field Fees                      |          | -                                      | -               | 8,09,000.00            | 8,09,000.00            | 8,18,150.00            |
| College Magazine Fees                                 |          | -                                      | -               | 8,08,800.00            | 8,08,800.00            | 8,17,800.00            |
| Electricity & Water Fees                              |          | -                                      | -               | 20,22,500.00           | 20,22,500.00           | 20,44,500.00           |
| Identity Card Fees                                    |          | -                                      | -               | 4,04,500.00            | 4,04,500.00            | 4,09,000.00            |
| Science Laboratory Fees                               |          | -                                      | -               | 1,09,610.00            | 1,09,610.00            | 1,17,490.00            |
| Library & Reading Room Fees                           |          | -                                      | -               | 40,44,000.00           | 40,44,000.00           | 40,89,020.00           |
| Tuition Fees  |          | -                                      | -               | 7,31,848.00            | 7,31,848.00            | 7,40,732.00            |
|   |          |  |                 | <b>89,43,744.00</b>    | <b>89,43,744.00</b>    | <b>90,48,398.00</b>    |
| Grants  | 9        |  |                 |                        |                        |                        |
| Grant from University Grants Commission (UGC)         |          | -                                      | -               | -                      |                        |                        |
| For Management Grant Fund                             |          | -                                      | -               | 91,68,00,000.00        | 91,68,00,000.00        | 61,70,00,000.00        |
| Recurring Grant From U.G.C. (Grant Return to the UGC) |          | -                                      | -               | (30,00,00,000.00)      | (30,00,00,000.00)      |                        |
| Grant not received from RBI                           |          | -                                      | -               | (15,08,61,000.00)      | (15,08,61,000.00)      | (10,00,00,000.00)      |
| Recurring Grant From Delhi Admn.                      |          | -                                      | -               | 48,00,000.00           | 48,00,000.00           | 40,00,000.00           |
|   |          |  |                 | <b>47,07,39,000.00</b> | <b>47,07,39,000.00</b> | <b>52,10,00,000.00</b> |
| Other Incomes   | 10       |  |                 |                        |                        |                        |
| Bank Interest   |          | -                                      | -               | 1,07,503.00            | 1,07,503.00            | -                      |
| Other Receipts  |          |  |                 |                        |                        |                        |
| a) Interest on Vehicle Interest                       |          | -                                      | -               | -                      | -                      | 6,21,285.00            |
| b) Income From Recruitment Forms                      |          | -                                      | -               | -                      | -                      | 109.00                 |
| c) C.P.F Not Paid                                     |          | -                                      | -               | 1,790.00               | 1,790.00               | 85,745.00              |
| d) Audit Objection Recovery                           |          | -                                      | -               | 1,25,777.00            | 1,25,777.00            | 1,42,600.00            |
| Sale of Prospectus                                    |          | -                                      | -               | 1,54,000.00            | 1,54,000.00            | 3,59,63,326.00         |
| Interest on staff salary A/C                          |          | -                                      | -               | 1,11,05,043.00         | 1,11,05,043.00         | 2,934.00               |
| Fines   |          | -                                      | -               | -                      | -                      | -                      |
| Recovery of Library Lost Books                        |          | -                                      | -               | 43,973.00              | 43,973.00              | -                      |
| Library Fine A/C                                      |          | -                                      | -               | -                      | -                      | -                      |
| Pro Rata Pension A/c Eco Deptt.                       |          | -                                      | -               | -                      | -                      | -                      |
| Pro-rata leave encashment                             |          | -                                      | -               | -                      | -                      | -                      |
| Rent  |          | -                                      | -               | 1,43,104.00            | 1,43,104.00            | 10.00                  |
| RTI Receipts  |          | -                                      | -               | -                      | -                      | -                      |
|   |          |  |                 | <b>1,16,81,190.00</b>  | <b>1,16,81,190.00</b>  | <b>3,68,16,009.00</b>  |
| <b>TOTAL (A)</b>                                      |          |  |                 | <b>49,13,63,934.00</b> | <b>49,13,63,934.00</b> | <b>56,68,64,407.00</b> |
| <b>B EXPENDITURE</b>                                  |          |  |                 |                        |                        |                        |
| Staff Payments & Benefits                             | 11       |  |                 |                        |                        |                        |
| Teaching Staff  |          |  |                 | 48,37,01,056.00        | 48,37,01,056.00        | 34,85,12,326.00        |
| Administrative Staff                                  |          |  |                 | 1,67,55,494.00         | 1,67,55,494.00         | 1,45,69,816.00         |
| Library Staff   |          |  |                 | 75,51,374.00           | 75,51,374.00           | 61,32,406.00           |
| Computer Laboratory Staff                             |          |  |                 | -                      | -                      | -                      |
| Laboratory Staff                                      |          |  |                 | 4,53,14,202.00         | 4,53,14,202.00         | 4,35,62,324.00         |
| Sub-ordinate Staff                                    |          |  |                 | 1,99,95,398.00         | 1,99,95,398.00         | 1,76,14,645.00         |
| Outsource Staff                                       |          |  |                 | 1,20,47,667.00         | 1,20,47,667.00         | 1,10,38,532.00         |
| Pension   |          |  |                 | 9,87,68,751.00         | 9,87,68,751.00         | 8,12,01,617.00         |
| Gratuity  |          |  |                 | 1,01,89,810.00         | 1,01,89,810.00         | 78,28,223.00           |
| Commutation of Pension                                |          |  |                 | 73,41,204.00           | 73,41,204.00           | 1,16,59,850.00         |
| Leave Encashment(including LTC)                       |          |  |                 | 89,19,273.00           | 89,19,273.00           | 70,24,320.00           |
| Medical Expenses                                      |          |  |                 | 1,95,79,899.00         | 1,95,79,899.00         | 1,90,33,313.00         |
| Reimbursement of Tuition Fees                         |          |  |                 | 26,28,218.00           | 26,28,218.00           | 24,81,750.00           |
| P.F. College Contribution                             |          |  |                 | (4,67,302.00)          | (4,67,302.00)          | (13,249.00)            |
|   |          |  |                 | <b>73,23,25,044.00</b> | <b>73,23,25,044.00</b> | <b>57,06,45,873.00</b> |
| Academic Expenses                                     | 12       |  |                 |                        |                        |                        |
| Library & Reading Room Expenses                       |          |  |                 |                        |                        |                        |
| Books   |          |  |                 | 6,68,986.00            | 6,68,986.00            | 2,04,309.00            |
| Accessories & Stationery                              |          |  |                 | 1,98,955.00            | 1,98,955.00            | 98,220.00              |
| Newspapers & Periodicals                              |          |  |                 | 52,539.00              | 52,539.00              | 32,153.00              |
| Binding of Books                                      |          |  |                 | 65,350.00              | 65,350.00              | 5,500.00               |
| Science Laboratory & Contingencies                    |          |  |                 |                        |                        |                        |
| Maintenance of Laboratories                           |          |  |                 | 88,768.00              | 88,768.00              | -                      |
| Other Academic Expenses                               |          |  |                 |                        |                        |                        |
| House exam.   |          |  |                 |                        |                        |                        |
| Maintenance of Genset                                 |          |  |                 |                        |                        |                        |
|   |          |  |                 | <b>10,74,598.00</b>    | <b>10,74,598.00</b>    | <b>3,40,182.00</b>     |



|  |    |                 |                   |                 |  |
|--|----|-----------------|-------------------|-----------------|--|
| <b>Administrative and General Expenses</b>                     | 13 |                 |                   |                 |  |
| G. B. Expenses   |    |                 |                   |                 |  |
| Electricity & Water Charges                                    |    | 4,82,815.00     | 4,82,815.00       | 2,36,298.00     |  |
| Printing & Stationery  |    | 42,81,298.00    | 42,81,298.00      | 31,69,290.00    |  |
| Telephone  |    | 2,47,441.00     | 2,47,441.00       | 39,100.00       |  |
| Postage & Telegram   |    | 27,396.00       | 27,396.00         | 60,944.00       |  |
| Local Conveyance   |    | 6,620.00        | 6,620.00          | 3,486.00        |  |
| Misc. Expenses (Contingent)                                    |    | 28,209.00       | 28,209.00         | 18,749.00       |  |
| Advertisement  |    | -               | -                 | -               |  |
| College Magazine   |    | -               | -                 | 2,46,124.00     |  |
| Legal Expenses   |    | 22,000.00       | 22,000.00         | 15,000.00       |  |
|  |    |                 |                   |                 |  |
|  |    | 50,95,779.00    | 50,95,779.00      | 37,88,991.00    |  |
| <b>Repairs &amp; Maintenance</b>                               | 14 |                 |                   |                 |  |
| Building Repair & White Washing                                |    | 1,32,567.00     | 1,32,567.00       | -               |  |
| Repair and Replacement   |    | -               | -                 | 2,57,575.00     |  |
| Garden Expenses  |    | -               | -                 | -               |  |
|  |    | 1,32,567.00     | 1,32,567.00       | 2,57,575.00     |  |
| <b>Finance Costs</b>   | 15 |                 |                   |                 |  |
| Bank Charges   |    | 3,877.45        | 3,877.45          | 3,960.00        |  |
| Audit Fee (Statutory )   |    | 6,000.00        | 6,000.00          | 7,080.00        |  |
| CAG Audit Fees   |    | -               | -                 | -               |  |
| CRA Services Charges-NPS                                       |    | 31,448.00       | 31,448.00         | -               |  |
|  |    | 41,325.45       | 41,325.45         | 11,040.00       |  |
| <b>Other Expenses</b>  | 16 |                 |                   |                 |  |
| Uniform to class ivth Staff                                    |    | 1,85,000.00     | 1,85,000.00       | 4,54,875.00     |  |
| Property Tax-MCD   |    | 4,07,295.00     | 4,07,295.00       | 6,12,900.00     |  |
| Leave Travel Concession (LTC)                                  |    | 15,65,631.00    | 15,65,631.00      | 5,64,164.00     |  |
| Maintain of NPS A/C with N.S.D.I                               |    | -               | -                 | -               |  |
| Recruitment  |    | 36,57,936.00    | 36,57,936.00      | -               |  |
| T.A. to teachers for Attn. Conf.                               |    | -               | -                 | 1,500.00        |  |
|  |    | 58,15,862.00    | 58,15,862.00      | 16,33,439.00    |  |
| <b>TOTAL (B)</b>   |    | 74,44,85,175.45 | 74,44,85,175.45   | 57,66,77,100.00 |  |
| <b>Balance being excess of Income over Expenditure (A-B)</b>   |    | -               | (25,31,21,241.45) | (98,12,693.00)  |  |
| <b>Transfer to / from Designated Funds</b>                     |    |                 |                   |                 |  |
| Building Fund  |    | -               | -                 | -               |  |
| Other (Specify)  |    | -               | -                 | -               |  |
| <b>Balance Being Surplus (Deficit) Carried to General Fund</b> |    | -               | (25,31,21,241.45) | (98,12,693.00)  |  |
| <b>Notes on Accounts</b>                                       | 17 |                 |                   |                 |  |

  
S.O. (Accounts)

  
A.O.

  
Bursar

  
Principal

In terms of our separate report of even date attached

For Gupta Nandan & Associates

Chartered Accountants

ICAI Firm Registration Number: 007724N



Pawan Kumar Gupta  
Proprietor

Membership Number 086537

UDIN 23086537BGXNRX9006

Date : 06.07.2023

Place : New Delhi

MANAGEMENT GRANT BALANCE SHEET AS AT 31.03.2023

| Particulars                                 |                             |          | As at 31st March, 2023 | As at 31st March, 2022 |
|---|-----------------------------|----------|------------------------|------------------------|
|   |                             | Schedule | Amount (in Rs.)        | Amount (in Rs.)        |
| <b>SOURCES OF FUNDS</b>                     |                             |          |                        |                        |
| <b>UNRESTRICTED FUNDS</b>                   |                             |          |                        |                        |
|   | General Fund                | 1        | 4,02,02,187.82         | 3,88,41,508.82         |
|   | Designated/ Earmarked Funds | 2        | 10,050.00              | 10,050.00              |
| <b>CURRENT LIABILITIES &amp; PROVISIONS</b> |                             |          |                        |                        |
|   |                             | 3        | 1,96,80,682.73         | 1,86,28,018.73         |
| <b>INCOME &amp; EXPENDITURE ACCOUNT</b>     |                             |          |                        |                        |
| <b>TOTAL</b>                                |                             |          | <b>31,26,78,064.05</b> | <b>56,57,99,305.50</b> |
| <b>TOTAL</b>                                |                             |          | <b>37,25,70,984.60</b> | <b>62,32,78,883.05</b> |
| <b>APPLICATION OF FUNDS</b>                 |                             |          |                        |                        |
| <b>FIXED ASSETS</b>                         |                             |          |                        |                        |
|   |                             | 4        | 10,050.00              | 10,050.00              |
|   | Tangible Assets             |          |                        |                        |
|   | Intangible Assets           |          |                        |                        |
|   | Capital Work-In-Progress    |          |                        |                        |
| <b>INVESTMENTS</b>                          |                             |          |                        |                        |
|   |                             | 5        | 12,86,34,354.00        | 39,48,16,620.00        |
|   | Long Term                   |          |                        |                        |
|   | Short Term                  |          |                        |                        |
| <b>CURRENT ASSETS</b>                       |                             |          |                        |                        |
|   |                             | 6        | 24,19,47,292.89        | 22,72,05,720.34        |
| <b>LOAN, ADVANCES &amp; DEPOSITS</b>        |                             |          |                        |                        |
|   |                             | 7        | 19,79,287.71           | 12,46,492.71           |
| <b>TOTAL</b>                                |                             |          | <b>37,25,70,984.60</b> | <b>62,32,78,883.05</b> |
| <b>Notes on Accounts</b>                    |                             | 17       |                        |                        |

  
S.O. (Accounts)

  
A.O.

  
Bursar

  
Principal

In terms of our separate report of even date attached

For Gupta Nandan & Associates  
Chartered Accountants  
ICAI Firm Registration Number 007724N

Pawan Kumar Gupta  
Proprietor

Membership Number 086537  
UDIN : 23086537BGXNRX9006  
Date : 06.07.2023  
Place : New Delhi



**SWAMI SHARADDHANAND COLLEGE, UNIVERSITY OF DELHI, ALIPUR, DELHI - 110036**  
**MANAGEMENT GRANT BALANCE SHEET AS AT 31.3.2023**

| Particulars                                       |          | As at 31st March, 2023 | As at 31st March, 2022 |
|---|----------|------------------------|------------------------|
|   | Schedule | Amount (in Rs.)        | Amount (in Rs.)        |
| <b>SOURCE OF FUNDS</b>                            |          |                        |                        |
| <b>GENERAL FUND</b>                               |          |                        |                        |
|   | <b>1</b> |                        |                        |
| SPECIAL PROJECT/PLAN GRANT FROM UNIVERSITY GRANTS | a)       | 4,01,96,185.32         | 3,88,35,506.32         |
| COMMISSION/OTHERS                                 |          | 6,002.50               | 6,002.50               |
| DEVELOPMENT FEE FUND                              |          | <b>4,02,02,187.82</b>  | <b>3,88,41,508.82</b>  |
| <b>DESIGNATED /EARMARKED FUNDS</b>                |          |                        |                        |
|   | <b>2</b> |                        |                        |
| FIXED ASSETS FUND                                 |          | <b>10,050.00</b>       | <b>10,050.00</b>       |
| <b>CURRENT LIABILITIES &amp; PROVISIONS</b>       |          |                        |                        |
|   | <b>3</b> |                        |                        |
| SUNDRY CREDITORS                                  | a)       | 1,31,71,554.17         | 1,25,63,739.17         |
| DUE TO UNIVERSITY                                 | b)       | 46,94,513.00           | 43,50,333.00           |
| FINANCIAL ASSISTANTS PAYABLE TO STAFF             | c)       | 1,82,831.56            | 1,82,831.56            |
| SECURITY PAYABLE                                  | d)       | 15,12,174.00           | 12,50,450.00           |
| SCHOLARSHIP PAYABLE                               | e)       | 1,19,610.00            | 2,80,665.00            |
|   |          | <b>1,96,80,682.73</b>  | <b>1,86,28,018.73</b>  |
| <b>INCOME &amp; EXPENDITURE ACCOUNT</b>           |          | <b>31,26,78,064.05</b> | <b>56,57,99,305.50</b> |
| <b>APPLICATION OF FUNDS</b>                       |          |                        |                        |
| <b>FIXED ASSETS</b>                               |          |                        |                        |
|   | <b>4</b> |                        |                        |
| TANGIBLE ASSETS                                   |          | <b>10,050.00</b>       | <b>10,050.00</b>       |
| <b>INVESTMENTS</b>                                |          |                        |                        |
|   | <b>5</b> | <b>12,86,34,354.00</b> | <b>39,48,16,620.00</b> |
| LONG TERM   |          |                        |                        |
| SHORT TERM  |          |                        |                        |
| <b>CURRENT ASSETS</b>                             |          |                        |                        |
|   | <b>6</b> |                        |                        |
| CASH AND BANK BALANCES                            | a)       | 23,05,92,192.80        | 21,54,15,670.25        |
| SPECIAL PROJECT/PLAN GRANT FROM UNIVERSITY GRANTS |          |                        |                        |
| COMMISSION/OTHERS                                 | b)       | 22,99,268.09           | 26,88,580.09           |
| SUNDRY ASSETS                                     | c)       | 90,55,832.00           | 91,01,470.00           |
|   |          | <b>24,19,47,292.89</b> | <b>22,72,05,720.34</b> |
| <b>LOANS, ADVANCES &amp; DEPOSITS</b>             |          |                        |                        |
|   | <b>7</b> |                        |                        |
| ADVANCES  | a)       | 19,78,593.25           | 12,45,798.25           |
| SECURITY DEPOSITS                                 | b)       | 694.46                 | 694.46                 |
|   |          | <b>19,79,287.71</b>    | <b>12,46,492.71</b>    |

  
S.O. (Accounts)

  
A.G.

  
Bursar

  
Principal

In terms of our separate report of even date attached

For Gupta Nandan & Associates  
Chartered Accountants

ICAI Firm Registration Number 007724N



Pawan Kumar Gupta  
Proprietor

Membership Number 086537

UDIN : 23086537BGXNRX9006

Date : 06.07.2023

Place : New Delhi

INCOME AND EXPENDITURE ACCOUNT FOR THE PERIOD ENDED ON 31.3.2023

| Particulars  | Schedule | As at 31st March, 2023 (Amount in Rs.) |                 |              |                     | As at 31st March, 2022<br>Amount (in Rs.) |                     |
|--|----------|--|-----------------|--------------|---------------------|---|---------------------|
|  |          | Unrestricted Funds                     |                 |              | Restricted Fund     |   | Total               |
|  |          | Corpus                                 | Designated Fund | General Fund |                     |   |                     |
| <b>INCOME</b>  |          |  |                 |              |                     |   |                     |
| Academic Receipts  | 8        | -                                      | -               | -            | 8943744.00          | 8943744.00                                | 9048398.00          |
| Grants   | 9        | -                                      | -               | -            | 470739000.00        | 470739000.00                              | 521000000.00        |
| Other Incomes  | 10       | -                                      | -               | -            | 11681190.00         | 11681190.00                               | 36816009.00         |
| <b>TOTAL (A)</b>   |          | -                                      | -               | -            | <b>491363934.00</b> | <b>491363934.00</b>                       | <b>566864407.00</b> |
| <b>EXPENDITURE</b>                                       |          |  |                 |              |                     |   |                     |
| Staff Payments & Benefits                                | 11       | -                                      | -               | -            | 732325044.00        | 732325044.00                              | 57,06,45,873.00     |
| Academic Expenses  | 12       | -                                      | -               | -            | 1074598.00          | 1074598.00                                | 3,40,182.00         |
| Administrative and General Expenses                      | 13       | -                                      | -               | -            | 5095779.00          | 5095779.00                                | 37,88,991.00        |
| Repairs & Maintenance                                    | 14       | -                                      | -               | -            | 132567.00           | 132567.00                                 | 2,57,575.00         |
| Finance Costs  | 15       | -                                      | -               | -            | 41325.45            | 41325.45                                  | 11,040.00           |
| Other Expenses   | 16       | -                                      | -               | -            | 5815862.00          | 5815862.00                                | 16,33,439.00        |
| <b>TOTAL (B)</b>   |          | -                                      | -               | -            | <b>744485175.45</b> | <b>744485175.45</b>                       | <b>576677100</b>    |
| Balance being excess of Income over Expenditure (A-B)    |          | -                                      | -               | -            | -253121241.45       | -253121241.45                             | -9812693.00         |
| Transfer to / from Designated Funds                      |          | -                                      | -               | -            | -                   | -   | -                   |
| Building Fund  |          | -                                      | -               | -            | -                   | -   | -                   |
| Other (Specify)  |          | -                                      | -               | -            | -                   | -   | -                   |
| Balance Being Surplus (Deficit) Carried to Balance Sheet |          | -                                      | -               | -            | -                   | -253121241.45                             | -9812693.00         |
| Notes on Accounts  | 17       |  |                 |              |                     |   |                     |

S.O. (Accounts)

S.O.

Bursar

Principa

In terms of our separate report of even date attached

For Gupta Nandan & Associates  
Chartered Accountants

ICAI Firm Registration Number 007724N



Pawan Kumar Gupta  
Proprietor

Membership Number 086537

UDIN : 23086537BGXNRX9006

Date : 06.07.2023

Place : New Delhi

**INCOME AND EXPENDITURE ACCOUNT FOR THE PERIOD ENDED ON 31.3.2023**

| Particulars   | Schedule | As at 31st March, 2023 (Amount in Rs.) |                 |              |                        | As at 31st March, 2022 |       |
|---|----------|--|-----------------|--------------|------------------------|------------------------|-------|
|   |          | Unrestricted Funds                     |                 |              | Restricted Fund        |                        | Total |
|   |          | Corpus                                 | Designated Fund | General Fund |                        |                        |       |
| Amount (in Rs.)   |          |  |                 |              |                        |                        |       |
| <b>A INCOME</b>   |          |  |                 |              |                        |                        |       |
| <b>Academic Receipts</b>  | 8        |  |                 |              |                        |                        |       |
| Admission Fees  |          | -                                      | -               | -            | 13,486.00              | 13,486.00              |       |
| College Garden & Play Field Fees  |          | -                                      | -               | -            | 8,09,000.00            | 8,09,000.00            |       |
| College Magazine Fees   |          | -                                      | -               | -            | 8,08,800.00            | 8,08,800.00            |       |
| Electricity & Water Fees  |          | -                                      | -               | -            | 20,22,500.00           | 20,22,500.00           |       |
| Identity Card Fees  |          | -                                      | -               | -            | 4,04,500.00            | 4,04,500.00            |       |
| Science Laboratory Fees   |          | -                                      | -               | -            | 1,09,610.00            | 1,09,610.00            |       |
| Library & Reading Room Fees   |          | -                                      | -               | -            | 40,44,000.00           | 40,44,000.00           |       |
| Tuition Fees  |          | -                                      | -               | -            | 7,31,848.00            | 7,31,848.00            |       |
|   |          |  |                 |              | <b>89,43,744.00</b>    | <b>89,43,744.00</b>    |       |
| <b>Grants</b>   | 9        |  |                 |              |                        |                        |       |
| Grant from University Grants Commission (UGC) For Management Grant Fund |          | -                                      | -               | -            | 91,68,00,000.00        | 91,68,00,000.00        |       |
| Recurring Grant From U.G.C. (Grant Return to the UGC)                   |          | -                                      | -               | -            | (30,00,00,000.00)      | (30,00,00,000.00)      |       |
| Grant not received from RBI   |          | -                                      | -               | -            | (15,08,61,000.00)      | (15,08,61,000.00)      |       |
| Recurring Grant From Delhi Admn.  |          | -                                      | -               | -            | 48,00,000.00           | 48,00,000.00           |       |
|   |          |  |                 |              | <b>47,07,39,000.00</b> | <b>47,07,39,000.00</b> |       |
| <b>Other Incomes</b>  | 10       |  |                 |              |                        |                        |       |
| Bank Interest   |          | -                                      | -               | -            | 1,07,503.00            | 1,07,503.00            |       |
| <b>Other Receipts</b>   |          |  |                 |              |                        |                        |       |
| a.) Interest on Vehicle Interest  |          | -                                      | -               | -            | -                      | -                      |       |
| b.) Income From Recruitment Forms                                       |          | -                                      | -               | -            | -                      | -                      |       |
| c.) C.P.F Not Paid  |          | -                                      | -               | -            | 1,790.00               | 1,790.00               |       |
| d.) Audit Objection Recovery  |          | -                                      | -               | -            | 1,25,777.00            | 1,25,777.00            |       |
| Sale of Prospectus  |          | -                                      | -               | -            | 1,54,000.00            | 1,54,000.00            |       |
| Interest on staff salary A/C  |          | -                                      | -               | -            | 1,11,05,043.00         | 1,11,05,043.00         |       |
| Fines   |          | -                                      | -               | -            | -                      | -                      |       |
| Recovery of Library Lost Books  |          | -                                      | -               | -            | 43,973.00              | 43,973.00              |       |
| Library Fine A/C  |          | -                                      | -               | -            | -                      | -                      |       |
| Pro Rata Pension A/c Eco. Deptt.  |          | -                                      | -               | -            | -                      | -                      |       |
| Pro-rata leave encashment   |          | -                                      | -               | -            | -                      | -                      |       |
| Rent  |          | -                                      | -               | -            | -                      | -                      |       |
| RTI Receipts  |          | -                                      | -               | -            | 1,43,104.00            | 1,43,104.00            |       |
|   |          |  |                 |              | -                      | -                      |       |
|   |          |  |                 |              | -                      | 10.00                  |       |
| <b>TOTAL (A)</b>  |          |  |                 |              | <b>1,16,81,190.00</b>  | <b>1,16,81,190.00</b>  |       |
|   |          |  |                 |              | <b>49,13,63,934.00</b> | <b>49,13,63,934.00</b> |       |
| <b>B EXPENDITURE</b>  |          |  |                 |              |                        |                        |       |
| <b>Staff Payments &amp; Benefits</b>                                    | 11       |  |                 |              |                        |                        |       |
| Teaching Staff  |          |  |                 |              | 48,37,01,056.00        | 48,37,01,056.00        |       |
| Administrative Staff  |          |  |                 |              | 1,67,55,494.00         | 1,67,55,494.00         |       |
| Library Staff   |          |  |                 |              | 75,51,374.00           | 75,51,374.00           |       |
| Computer Laboratory Staff   |          |  |                 |              | -                      | -                      |       |
| Laboratory Staff  |          |  |                 |              | 4,53,14,202.00         | 4,53,14,202.00         |       |
| Sub-ordinate Staff  |          |  |                 |              | 1,99,95,398.00         | 1,99,95,398.00         |       |
| Outsource Staff   |          |  |                 |              | 1,20,47,667.00         | 1,20,47,667.00         |       |
| Pension   |          |  |                 |              | 9,87,68,751.00         | 9,87,68,751.00         |       |
| Gratuity  |          |  |                 |              | 1,01,89,810.00         | 1,01,89,810.00         |       |
| Commutation of Pension  |          |  |                 |              | 73,41,204.00           | 73,41,204.00           |       |
| Leave Encashment(including LTC)   |          |  |                 |              | 89,19,273.00           | 89,19,273.00           |       |
| Medical Expenses  |          |  |                 |              | 1,95,79,899.00         | 1,95,79,899.00         |       |
| Reimbursement of Tuition Fees   |          |  |                 |              | 26,28,218.00           | 26,28,218.00           |       |
| P.F.College Contribution  |          |  |                 |              | (4,67,302.00)          | (4,67,302.00)          |       |
|   |          |  |                 |              | <b>73,23,25,044.00</b> | <b>73,23,25,044.00</b> |       |
| <b>Academic Expenses</b>  | 12       |  |                 |              |                        |                        |       |
| <b>Library &amp; Reading Room Expenses</b>                              |          |  |                 |              |                        |                        |       |
| Books   |          |  |                 |              | 6,68,986.00            | 6,68,986.00            |       |
| Accessories & Stationery  |          |  |                 |              | 1,98,955.00            | 1,98,955.00            |       |
| Newspapers & Periodicals  |          |  |                 |              | 52,539.00              | 52,539.00              |       |
| Binding of Books  |          |  |                 |              | 65,350.00              | 65,350.00              |       |
| <b>Science Laboratory &amp; Contingencies</b>                           |          |  |                 |              |                        |                        |       |
| Maintenance of Laboratories   |          |  |                 |              | 88,768.00              | 88,768.00              |       |
| <b>Other Academic Expenses</b>  |          |  |                 |              |                        |                        |       |
| House exam.   |          |  |                 |              | -                      | -                      |       |
| Maintenance of Genset   |          |  |                 |              | -                      | -                      |       |
|   |          |  |                 |              | <b>10,74,598.00</b>    | <b>10,74,598.00</b>    |       |
| <b>TOTAL (B)</b>  |          |  |                 |              | <b>1,16,81,190.00</b>  | <b>1,16,81,190.00</b>  |       |
|   |          |  |                 |              | <b>49,13,63,934.00</b> | <b>49,13,63,934.00</b> |       |
|   |          |  |                 |              |                        | <b>3,68,16,009.00</b>  |       |
|   |          |  |                 |              |                        | <b>56,68,64,407.00</b> |       |



|  |    |                        |                        |                        |
|--|----|------------------------|------------------------|------------------------|
| <b>Administrative and General Expenses</b>                     | 13 |                        |                        |                        |
| G. B. Expenses   |    | 4,82,815.00            | 4,82,815.00            |                        |
| Electricity & Water Charges                                    |    | 42,81,298.00           | 42,81,298.00           | 2,36,298.00            |
| Printing & Stationery  |    | 2,47,441.00            | 2,47,441.00            | 31,69,290.00           |
| Telephone  |    | 27,396.00              | 27,396.00              | 39,100.00              |
| Postage & Telegram   |    | 6,620.00               | 6,620.00               | 60,944.00              |
| Local Conveyance   |    | 28,209.00              | 28,209.00              | 3,486.00               |
| Misc. Expenses (Contingent)                                    |    |                        |                        | 18,749.00              |
| Advertisement  |    |                        |                        |                        |
| College Magazine   |    |                        |                        | 2,46,124.00            |
| Legal Expenses   |    | 22,000.00              | 22,000.00              | 15,000.00              |
|  |    | <b>50,95,779.00</b>    | <b>50,95,779.00</b>    | <b>37,88,991.00</b>    |
| <b>Repairs &amp; Maintenance</b>                               | 14 |                        |                        |                        |
| Building Repair & White Washing                                |    | 1,32,567.00            | 1,32,567.00            |                        |
| Repair and Replacement   |    | -                      | -                      | 2,57,575.00            |
| Garden Expenses  |    | -                      | -                      |                        |
|  |    | <b>1,32,567.00</b>     | <b>1,32,567.00</b>     | <b>2,57,575.00</b>     |
| <b>Finance Costs</b>   | 15 |                        |                        |                        |
| Bank Charges   |    | 3,877.45               | 3,877.45               | 3,960.00               |
| Audit Fee (Statutory)  |    | 6,000.00               | 6,000.00               | 7,080.00               |
| CAG Audit Fees   |    | -                      | -                      |                        |
| CRA Services Charges-NPS                                       |    | 31,448.00              | 31,448.00              |                        |
|  |    | <b>41,325.45</b>       | <b>41,325.45</b>       | <b>11,040.00</b>       |
| <b>Other Expenses</b>  | 16 |                        |                        |                        |
| Uniform to class ivth Staff                                    |    | 1,85,000.00            | 1,85,000.00            | 4,54,875.00            |
| Property Tax-MCD   |    | 4,07,295.00            | 4,07,295.00            | 6,12,900.00            |
| Leave Travel Concession (LTC)                                  |    | 15,65,631.00           | 15,65,631.00           | 5,64,164.00            |
| Maintain of NPS A/C with N.S.D.L                               |    | -                      | -                      |                        |
| Recruitment  |    | 36,57,936.00           | 36,57,936.00           |                        |
| T.A. to teachers for Attn. Conf.                               |    |                        |                        | 1,500.00               |
|  |    | <b>58,15,862.00</b>    | <b>58,15,862.00</b>    | <b>16,33,439.00</b>    |
| <b>TOTAL (B)</b>   |    | <b>74,44,85,175.45</b> | <b>74,44,85,175.45</b> | <b>57,66,77,100.00</b> |
| <b>Balance being excess of Income over Expenditure (A-B)</b>   |    | -                      | -                      | (98,12,693.00)         |
| Transfer to / from Designated Funds                            |    | -                      | -                      | -                      |
| Building Fund  |    | -                      | -                      | -                      |
| Other (Specify)  |    | -                      | -                      | -                      |
| <b>Balance Being Surplus (Deficit) Carried to General Fund</b> |    | -                      | (25,31,21,241.45)      | (98,12,693.00)         |
| Notes on Accounts  | 17 |                        |                        |                        |

  
A.O. (Accounts)

  
A.O.

  
Bursar

  
Principal

In terms of our separate report of even date attached

For Gupta Nandan & Associates  
Chartered Accountants  
ICAI Firm Registration Number: 007724N



Pawan Kumar Gupta  
Proprietor

Membership Number 086537  
UDIN : 23086537BGXNRX9006  
Date : 06.07.2023  
Place : New Delhi

**SWAMI SHARADDHANAND COLLEGE, UNIVERSITY OF DELHI, ALIPUR, DELHI - 110036**  
**Schedule Forming Part of Balance Sheet for 2022-2023**

**GENERAL FUNDS - Special Project / Plan Grant from University Grant Commission / Others**

Schedule - I(a) & 6(b)

| Sr. No.          | Particulars                                       | Amount Received                  |  |                                  | Expenditure Incurred             |                             |                                  | Net Closing Balance as on 31.03.2023 (Credit Balance) | Net Closing Balance as on 31.03.2023 (Debit Balance) |
|------------------|---|----------------------------------|--|----------------------------------|----------------------------------|-----------------------------|----------------------------------|---|--|
|                  |   | Opening Balance as on 01.04.2022 | Amount Received / Interest During the year | Closing Balance as on 31.03.2023 | Opening Balance as on 01.04.2022 | Expenditure during the year | Closing Balance as on 31.03.2023 |   |  |
|                  |   | 1                                | 2  | 3 = (1+2)                        | 4                                | 5                           | 6 = (4+5)                        |   |  |
| 1                | *B* Books   | -                                | -  | -                                | 39,145.03                        | -                           | 39,145.03                        | -   | 39,145.03  |
| 2                | 10th Plan Grant                                   | 49,867.00                        | -  | 49,867.00                        | 9,40,284.30                      | -                           | 9,40,284.30                      | -   | 9,40,284.30  |
| 3                | 11th Plan Grant                                   | -                                | -  | -                                | -                                | -                           | -                                | 49,867.00   | -  |
| 4                | 12th Plan A/c                                     | -                                | -  | -                                | 6,31,384.00                      | -                           | 6,31,384.00                      | -   | 6,31,384.00  |
| 5                | 6th Plan - Spl. Grant for Lib. & Lab. Equipment   | 270.79                           | -  | 270.79                           | -                                | -                           | -                                | 270.79  | -  |
| 6                | 7th Plan - Special Grant                          | 1,11,361.69                      | -  | 1,11,361.69                      | -                                | -                           | -                                | 1,11,361.69   | -  |
| 7                | 9th Plan Grant                                    | 1,12,863.00                      | -  | 1,12,863.00                      | -                                | -                           | -                                | 1,12,863.00   | -  |
| 8                | B.A. (Elective English) A/c                       | -                                | -  | -                                | 0.01                             | -                           | 0.01                             | -   | 0.01   |
| 9                | B.A. (H) History Grant                            | -                                | -  | -                                | 1,216.50                         | -                           | 1,216.50                         | -   | 1,216.50   |
| 10               | B.Com.(H) A/c                                     | -                                | -  | -                                | -                                | -                           | -                                | -   | -  |
| 11               | B.Sc.(H) Botany A/c                               | -                                | -  | -                                | 24,572.70                        | -                           | 24,572.70                        | -   | 24,572.70  |
| 12               | B.Sc.(H) Zoology Grant                            | -                                | -  | -                                | 1,044.00                         | -                           | 1,044.00                         | -   | 1,044.00   |
| 13               | Book Bank A/c                                     | -                                | -  | -                                | 1,503.61                         | -                           | 1,503.61                         | -   | 1,503.61   |
| 14               | Computer Grant A/c                                | 4,200.00                         | -  | 4,200.00                         | -                                | -                           | -                                | 4,200.00  | -  |
| 15               | Computer Spl. Grant for Voc                       | -                                | -  | -                                | 1,64,827.00                      | -                           | 1,64,827.00                      | -   | 1,64,827.00  |
| 16               | DELHI ADMINISTRATION                              | 2,18,815.00                      | -  | 2,18,815.00                      | -                                | -                           | -                                | 2,18,815.00   | -  |
| 17               | Eco Club Grant A/c                                | 20,000.00                        | -  | 20,000.00                        | 2,584.00                         | -                           | 2,584.00                         | 17,416.00   | -  |
| 18               | Furniture for Lab., Book & Lab. Equipment         | -                                | -  | -                                | 35,599.10                        | -                           | 35,599.10                        | -   | 35,599.10  |
| 19               | Grant for Mini Bus                                | 2,16,709.00                      | -  | 2,16,709.00                      | -                                | -                           | -                                | 2,16,709.00   | -  |
| 20               | Grant for P.G. Diploma in Agrochem & Pest Control | -                                | -  | -                                | 15,349.92                        | -                           | 15,349.92                        | -   | 15,349.92  |
| 21               | Innovation Project                                | 20,165.00                        | -  | 20,165.00                        | -                                | -                           | -                                | 20,165.00   | -  |
| 22               | ICSSR (Dr. Subhash Anand)                         | 2,000.00                         | -  | 2,000.00                         | -                                | -                           | -                                | 2,000.00  | -  |
| 23               | International Conference Gr. A/c                  | 22,531.00                        | -  | 22,531.00                        | -                                | -                           | -                                | 22,531.00   | -  |
| 24               | Lab. & Library Equipment                          | -                                | -  | -                                | 1,98,284.55                      | -                           | 1,98,284.55                      | -   | 1,98,284.55  |
| 25               | Lab. Equipment Fund A/c                           | -                                | -  | -                                | 1,05,536.25                      | -                           | 1,05,536.25                      | -   | 1,05,536.25  |
| 26               | LIBRARY BOOKS                                     | 16,742.96                        | -  | 16,742.96                        | -                                | -                           | -                                | 16,742.96   | -  |
| 27               | Library Books (Semester) under OBC expansion      | -                                | -  | -                                | 746.00                           | -                           | 746.00                           | -   | 746.00   |
| 28               | Library Spl. Grant                                | 25,000.00                        | -  | 25,000.00                        | -                                | -                           | -                                | 25,000.00   | -  |
| 29               | Non-Recurring Fund (University)                   | 3,71,19,909.00                   | 15,77,114.00                               | 3,86,97,023.00                   | -                                | -                           | -                                | 3,86,97,023.00  | -  |
| 30               | Office Management & Agro Pest Control Grant       | 14,128.42                        | -  | 14,128.42                        | -                                | -                           | -                                | 14,128.42   | -  |
| 31               | Physics (H) Grant                                 | 12,970.87                        | -  | 12,970.87                        | -                                | -                           | -                                | 12,970.87   | -  |
| 32               | Reprographic Machine                              | -                                | -  | -                                | 79,887.15                        | -                           | 79,887.15                        | -   | 79,887.15  |
| 33               | Research Grant for Commerce Deptt.                | 65,965.00                        | -  | 65,965.00                        | -                                | -                           | -                                | 65,965.00   | -  |
| 34               | SCIENCE EQUIPMENT FUND                            | -                                | -  | -                                | 59,887.97                        | -                           | 59,887.97                        | -   | 59,887.97  |
| <b>Total c/f</b> |   | <b>3,80,33,498.73</b>            | <b>15,77,114.00</b>                        | <b>3,96,10,612.73</b>            | <b>23,01,852.09</b>              | <b>-</b>                    | <b>23,01,852.09</b>              | <b>3,96,08,028.73</b>                                 | <b>22,99,268.09</b>                                  |



Continue.....2.....



| Total b/f           |  | 3,80,33,498.73        | 15,77,114.00        | 3,96,10,612.73        | 23,01,852.09        | -                  | 23,01,852.09        | 3,96,08,028.73        | 22,99,268.09        |
|---------------------|--|-----------------------|---------------------|-----------------------|---------------------|--------------------|---------------------|-----------------------|---------------------|
| 35                  | Spl Grant for Lib & Lab                              | 56,867.15             | -                   | 56,867.15             | -                   | -                  | -                   | 56,867.15             | -                   |
| 36                  | Special Grant from University Grant Commission (UGC) | 92,575.44             | -                   | 92,575.44             | -                   | -                  | -                   | 92,575.44             | -                   |
| 37                  | ICSSR - (Dr. Anand Malik)                            | 4,52,065.00           | -                   | 4,52,065.00           | -                   | -                  | -                   | 1,40,337.00           | -                   |
| 38                  | ICSSR - (Dr. Pradeep Kumar)                          | 1,98,500.00           | 1,98,500.00         | 3,97,000.00           | 3,11,728.00         | -                  | 3,11,728.00         | 1,822.00              | -                   |
| 39                  | Global Screening A/c                                 | 2,000.00              | -                   | 2,000.00              | 75,000.00           | 3,20,178.00        | 3,95,178.00         | 2,000.00              | -                   |
| 40                  | ICHR Grant A/c (Dr. Reena Kapoor)                    | -                     | 1,06,875.00         | 1,06,875.00           | -                   | -                  | -                   | 1,06,875.00           | -                   |
| 41                  | ICSSR - (Dr. Manish kumar)                           | -                     | 1,07,887.00         | 1,07,887.00           | -                   | -                  | -                   | -                     | -                   |
| 42                  | ICSSR - (Dr. Parveen Garg)                           | -                     | 2,40,000.00         | 2,40,000.00           | -                   | 1,07,887.00        | 1,07,887.00         | 1,87,680.00           | -                   |
|                     |  |                       |                     |                       | 52,320.00           | -                  | 52,320.00           | -                     | -                   |
| <b>Total Amount</b> |  | <b>3,88,35,506.32</b> | <b>22,30,376.00</b> | <b>4,10,65,882.32</b> | <b>26,88,580.09</b> | <b>4,80,385.00</b> | <b>31,68,965.09</b> | <b>4,01,96,185.32</b> | <b>22,99,268.09</b> |

(2)

  
S.O. (Accounts)

  
A.O.

  
B. Sar

  
Principal

In terms of our separate report of even date attached

For Gupta Nandan & Associates  
Chartered Accountants  
ICAI Firm Registration Number 007724N



Pawan Kumar Gupta  
Proprietor  
Membership Number 086537  
UDIN : 23086537BGXNRX9006  
Date : 06.07.2023  
Place : New Delhi

**SWAMI SHARADDHANAND COLLEGE, UNIVERSITY OF DELHI, ALIPUR, DELHI - 110036**  
**Schedule Forming Part of Balance Sheet for 2022-2023**

**DESIGNATED /EARMARKED FUNDS -Fixed Assets Fund**

**SCHEDULE - 2**

| Sl.No. | PARTICULARS           | Opening Balance as on<br>01.04.2022 | Additions during the<br>year | Net Closing Balance as on<br>31.03.2023 |
|--------|-----------------------|-------------------------------------|------------------------------|---|
|        |                       | 1                                   | 2                            | 3=(1+2)                                 |
| 1      | Land Acquisition Fund | 10,050.00                           | -                            | 10,050.00                               |
|        | <b>GRAND TOTAL</b>    | <b>10,050.00</b>                    | -                            | <b>10,050.00</b>                        |

  
S.O. Accounts

  
S.O.

  
Bursar

  
Principal

In terms of our separate report of even date attached

For Gupta Nandan & Associates  
Chartered Accountants

ICAI Firm Registration Number- 007794N



Pawan Kumar Gupta  
Proprietor

Membership Number 086537

UDIN : 23086537BGXNRX9006

Date : 06.07.2023

Place : New Delhi

**CURRENT LIABILITIES & PROVISIONS**  
**List of Sundry Creditors as on 31.3.2023**

**SCHEDULE-3 (a)**

| Sr. No.             | Particulars                           | Amount in (Rs.)       | Amount in (Rs.)       |
|---------------------|---------------------------------------|-----------------------|-----------------------|
|                     |                                       | as on 31.03.2023      | as on 31.03.2022      |
| 1                   | Blind Relief fund                     | 1,965.00              | 1,965.00              |
| 2                   | C.S. 2010                             | 3,607.00              | 3,607.00              |
| 3                   | H.R.A. Payable                        | 1,332.61              | 1,332.61              |
| 4                   | Pension Liability of Dr. M.M. Verma   | 14,838.00             | 14,838.00             |
| 5                   | Stale Cheques                         | 29,71,083.91          | 29,71,083.91          |
| 6                   | D.U.T.A.                              | 37,765.00             | 37,765.00             |
| 7                   | Union Fees                            | 33,554.00             | 33,554.00             |
| 8                   | EESC                                  | 1,150.00              | 1,150.00              |
| 9                   | SC/ST Union                           | 410.00                | 410.00                |
| 10                  | Teaching Association                  | 2,49,884.00           | 2,73,084.00           |
| 11                  | W.U.S. Hostel Ward                    | (6,201.00)            | (6,201.00)            |
| 12                  | Medical Fee                           | 38,34,624.90          | 34,30,404.90          |
| 13                  | Income Tax Account                    | 7,676.00              | 91,936.00             |
| 14                  | P.F. subscription                     | 38,32,458.83          | 38,82,458.83          |
| 15                  | P.F. subscription (NPS)               | 7,95,637.00           | 4,81,214.00           |
| 16                  | P.F. Loan                             | 96,052.00             | 46,052.00             |
| 17                  | P.F. College Contribution             | (28.08)               | (28.08)               |
| 18                  | Payable to OBC Salary Fund            | 3,61,564.00           | 3,61,564.00           |
| 19                  | Death cum Retirement Gratuity - DCRG  | 66,367.00             | 66,367.00             |
| 20                  | Pension(Teaching staff)-Dept. of Eco. | 9,52,742.00           | 9,52,742.00           |
| 21                  | N.S.S.N. Association                  | (86,600.00)           | (86,600.00)           |
| 22                  | Library Union                         | 40.00                 | 40.00                 |
| 23                  | V.C. Relief Fund (covid-19)           | 5,000.00              | 5,000.00              |
| 24                  | Tax on PF Interest                    | (3,368.00)            | -                     |
| 25                  | TDS on FDR a/c                        | -                     | -                     |
| <b>Amount Total</b> |                                       | <b>1,31,71,554.17</b> | <b>1,25,63,739.17</b> |

**CURRENT LIABILITIES & PROVISIONS**  
**List of Dues to University as on 31.3.2023**

**SCHEDULE-3 (b)**

| Sr. No.             | Particulars                        | Amount in (Rs.)     | Amount in (Rs.)     |
|---------------------|------------------------------------|---------------------|---------------------|
|                     |                                    | as on 31.03.2023    | as on 31.03.2022    |
| 1                   | University Athletics Fee           | 1,12,902.00         | 57,212.00           |
| 2                   | University Cultural Fee            | 13,115.00           | 7,546.00            |
| 3                   | University Development Fee         | 1,47,313.00         | 1,22,413.00         |
| 4                   | University Enrolment fee           | 6,46,203.00         | 4,32,643.00         |
| 5                   | University Examination Fee         | 35,56,289.00        | 36,54,533.00        |
| 6                   | University Examination Practical   | 1,742.50            | 1,742.50            |
| 7                   | University Gender Sensitization    | 77,226.00           | 1,710.00            |
| 8                   | University Library Security        | 1,800.00            | (12,200.00)         |
|                     | University Library Development fee | 600.00              | (2,200.00)          |
| 9                   | University Sexual Harassment       | (845.00)            | (845.00)            |
| 10                  | University Practical Exam (Zool.)  | 323.00              | 323.00              |
| 11                  | University Union Fee               | 31,397.50           | 8,853.50            |
| 12                  | University WUS Hostel Ward         | 80,751.00           | 75,182.00           |
| 13                  | Univ. NSS Fund                     | 25,696.00           | 3,420.00            |
| <b>Amount Total</b> |                                    | <b>46,94,513.00</b> | <b>43,50,333.00</b> |

S.O. (Accounts)

AD

Bursar

Principal

In terms of our separate report of even date attached

For Gupta Nandan & Associates  
 Chartered Accountants  
 ICAI Firm Registration Number Delhi  
 M. No. 086537



Pawan Kumar Gupta  
 Proprietor

Membership Number 086537  
 UDIN : 23086537BGXNRX9006  
 Date: 06.07.2023  
 Place : New Delhi

CURRENT LIABILITIES & PROVISIONS  
List of Financial Assistants Payable to Staff as on 31.3.2023

SCHEDULE-3 (e)

| Sr. No.             | Particulars                       | Amount in (Rs.)    | Amount in (Rs.)    |
|---------------------|-----------------------------------|--------------------|--------------------|
|                     |                                   | as on 31.03.2023   | as on 31.03.2022   |
| 1                   | Advance to Commerce & Other R/G   | (68,865.00)        | (68,865.00)        |
| 2                   | Dr R.P. Singh                     | 1,350.00           | 1,350.00           |
| 3                   | Dr. Ajit Jha                      | 1,600.00           | 1,600.00           |
| 4                   | Dr. Babu Lal                      | 36,000.00          | 36,000.00          |
| 5                   | Dr. G.K. Prashar                  | 13,500.00          | 13,500.00          |
| 6                   | Dr. G.S. Paliwal Fellowship Grant | 25,162.00          | 25,162.00          |
| 7                   | Dr. Geeta Saxena                  | 3,059.87           | 3,059.87           |
| 8                   | Dr. N.C. Gupta                    | 2,402.19           | 2,402.19           |
| 9                   | Dr. Radhey Shyam                  | 9,680.00           | 9,680.00           |
| 10                  | Dr. Ved Vrat                      | 1,553.50           | 1,553.50           |
| 11                  | Dr. Ved Vrat R/G                  | 45,000.00          | 45,000.00          |
| 12                  | Fellowship A/c (Mrs.Urvashi Arya) | 70,004.00          | 70,004.00          |
| 13                  | Interest on WOS-A A/C             | 60.00              | 60.00              |
| 14                  | Mrs. Saudamini Dass               | 25,000.00          | 25,000.00          |
| 15                  | Sh. M.N. Singh                    | 4,000.00           | 4,000.00           |
| 16                  | Sh. Mukesh Garg                   | 3,000.00           | 3,000.00           |
| 17                  | Sh. N.K. Oberoi                   | 2,250.00           | 2,250.00           |
| 18                  | Sh. R.B. Solanki                  | 4,500.00           | 4,500.00           |
| 19                  | Sh. R.C. Thakran                  | 3,575.00           | 3,575.00           |
| <b>Amount Total</b> |                                   | <b>1,82,831.56</b> | <b>1,82,831.56</b> |

CURRENT LIABILITIES & PROVISIONS  
List of Scholarship Payable as on 31.3.2023

SCHEDULE-3 (e)

| Sr. No.             | Particulars                          | Amount in (Rs.)    | Amount in (Rs.)    |
|---------------------|--------------------------------------|--------------------|--------------------|
|                     |                                      | as on 31.03.2023   | as on 31.03.2022   |
| 1                   | Exemption of Tuition Fee scholarship | 26,652.00          | 26,652.00          |
| 2                   | Delhi Administration (S.C.)          | 31,580.00          | 31,580.00          |
| 3                   | Delhi Administration (L.I.G.)        | 3,060.00           | 3,060.00           |
| 4                   | Uttar Pradesh (S.C.)                 | 2,740.00           | 2,740.00           |
| 5                   | Delhi Administration                 | 900.00             | 900.00             |
| 6                   | Haryana State (S.C.)                 | 616.00             | 616.00             |
| 7                   | Zila Sainik (Sonepat)                | 295.00             | 295.00             |
| 8                   | V. C. Fund                           | 4,800.00           | 4,800.00           |
| 9                   | Merit Scholarship                    | 100.00             | 100.00             |
| 10                  | Scholarship (ST)                     | 36,935.00          | 47,990.00          |
| 11                  | Scholarship Award                    | 11,932.00          | 1,61,932.00        |
| <b>Amount Total</b> |                                      | <b>1,19,610.00</b> | <b>2,80,665.00</b> |

S.O. (Accounts)

A.O.

Bursar

Principal

In terms of our separate report of even date attached

For Gupta Nandan & Associates  
Chartered Accountants  
ICAI Firm Registration Number 0077242



Pawan Kumar Gupta  
Proprietor

Membership Number 086537  
UDIN : 23086537BGXNRX9006  
Date : 06.07.2023  
Place : New Delhi

**SWAMI SHARADDHANAND COLLEGE, UNIVERSITY OF DELHI, ALIPUR, DELHI - 110036**  
 Schedule Forming Part of Balance Sheet for 2022-2023

SCHEDULE - 3(d)

**SECURITY PAYABLE**

| Sr. No.             | PARTICULARS                      | Opening Balance as on 1.4.2022 | Recd./Trfd. during the year | TOTAL               | Refund/Trfd. during the year | Closing Balance as on 31.3.2023 |
|---------------------|----------------------------------|--------------------------------|-----------------------------|---------------------|------------------------------|---------------------------------|
|                     |                                  | 1                              | 2                           | 3 = (1+2)           | 4                            | 5 = (3-4)                       |
| 1                   | Student Security & Caution Money | 11,85,116.00                   | 2,69,724.00                 | 14,54,840.00        | 8,000.00                     | 14,46,840.00                    |
| 2                   | NDMC - Security                  | 53,000.00                      | -                           | 53,000.00           | -                            | 53,000.00                       |
| 3                   | IGNOU                            | 12,334.00                      | -                           | 12,334.00           | -                            | 12,334.00                       |
| <b>Amount Total</b> |                                  | <b>12,50,450.00</b>            | <b>2,69,724.00</b>          | <b>15,20,174.00</b> | <b>8,000.00</b>              | <b>15,12,174.00</b>             |

  
S.O. Accounts

  
A.O.

  
Bursar

  
Principal

In terms of our separate report of even date attached

For Gupta Nandan & Associates  
Chartered Accountants  
ICAI Firm Registration Number 067724N



Pawan Kumar Gupta  
Proprietor  
Membership Number 086537  
UDIN : 22086537AAAAA8121  
Date : 06.07.2023  
Place : New Delhi

**SWAMI SHARADDHANAND COLLEGE, UNIVERSITY OF DELHI, ALIPUR, DELHI - 110036**  
**Schedule Forming Part of Balance Sheet for 2022-2023**

**FIXED ASSETS - Tangible Assets**

**SCHEDULE -4**

| Sr. No. | PARTICULARS        | Opening Balance as on 01.04.2022 | Additions during the year | Closing Balance as on 31.3.2023 |
|---------|--------------------|----------------------------------|---------------------------|---------------------------------|
|         |                    | 1                                | 2                         | 3= (1+2)                        |
| 1       | Land               | 10,050.00                        | -                         | 10,050.00                       |
|         | <b>GRAND TOTAL</b> | <b>10,050.00</b>                 | <b>-</b>                  | <b>10,050.00</b>                |

  
S.O. (Accounts)

  
S.O.

  
Bursar

  
Principal

In terms of our separate report of even date attached

For Gupta Nandan & Associates  
Chartered Accountants

ICAI Firm Registration Number 007724N



Pawan Kumar Gupta  
Proprietor

Membership Number 086537

UDIN : 23086537BGXNRX9006

Date : 06.07.2023

Place : New Delhi

**SWAMI SHARADDHANAND COLLEGE, UNIVERSITY OF DELHI, ALIPUR, DELHI - 110036**  
**Schedule Forming Part of Balance Sheet for 2022-2023**

Schedule - 5

**INVESTMENTS**

| Sr. No.             | PARTICULARS              | Opening Balance as on 01.04.2022 | Additions during the year | Interest Received/ Accrued during the year | TOTAL                  | Matured during the year | Closing Balance as on 31.03.2023 |
|---------------------|--------------------------|----------------------------------|---------------------------|--|------------------------|-------------------------|----------------------------------|
|                     |                          | 1                                | 2                         | 3  | 1+2+3=4                | 5                       | 4-5+6=7                          |
| 1                   | Staff Salary Account     | 36,56,79,940.00                  | 26,43,69,641.00           | 1,07,61,387.00                             | 64,08,10,968.00        | 54,26,79,740.00         | 9,81,31,228.00                   |
| 2                   | Non-Recurring (OBC Fund) | 2,91,36,680.00                   | 2,91,36,680.00            | 13,37,709.00                               | 5,96,11,069.00         | 2,91,36,680.00          | 3,04,74,389.00                   |
| <b>Total Amount</b> |                          | <b>39,48,16,620.00</b>           | <b>29,35,06,321.00</b>    | <b>1,20,99,096.00</b>                      | <b>70,04,22,037.00</b> | <b>57,18,16,420.00</b>  | <b>12,86,05,617.00</b>           |

  
S.O. (Accounts)



  
Bursar

  
Principal

In terms of our separate report of even date attached

For Gupta Nandan & Associates  
 Chartered Accountants  
 ICAI Firm Registration Number 007724N

Pawan Kumar Gupta  
 Proprietor  
 Membership Number 086537  
 UDIN : 22086537AAAAA8121  
 Date : 06.07.2023  
 Place : New Delhi

**SWAMI SHARADDHANAND COLLEGE, UNIVERSITY OF DELHI, ALIPUR, DELHI - 110036**  
**Schedule Forming Part of Balance Sheet for 2022-2023**

SCHEDULE-6 (a)

**CURRENT ASSETS**  
**CASH and BANK BALANCES**

| Sr. No. | Particulars  | Amount in (Rs.)        | Amount in (Rs.)        |
|---------|--|------------------------|------------------------|
|         |  | as on 31.03.2023       | as on 31.03.2022       |
|         | <b>Balance with Scheduled Bank</b>                     |                        |                        |
| 1       | - Indian Bank - Management Grant Account (20408223867) | 22,09,84,144.44        | 18,29,45,331.89        |
| 2       | - Indian Bank - Staff Salary (20408235465)             | 49,39,713.87           | 2,76,30,749.87         |
| 3       | - Indian Bank - Fees Collection a/c (50339571069)      | 46,54,813.49           | 48,26,067.49           |
| 4       | - IDBI Bank Fees Collection A/c (1541104000036388)     | 13,521.00              | 13,521.00              |
|         | <b>Amount Total</b>                                    | <b>23,05,92,192.80</b> | <b>21,54,15,670.25</b> |

SCHEDULE-6 (c)

**SUNDRY ASSETS**

| Sr. No. | Particulars   | Amount in (Rs.)     | Amount in (Rs.)     |
|---------|---|---------------------|---------------------|
|         |   | as on 31.03.2023    | as on 31.03.2022    |
| 1       | Contribution to SSN College - Building Fund Account | 90,60,890.00        | 90,60,890.00        |
| 2       | Student Society Fund                                | 94,904.00           | 94,904.00           |
| 3       | Recovery of Medical Exp.                            | (2,339.00)          | (2,339.00)          |
| 4       | Recovery of Car Loan                                | (1,35,702.00)       | (90,064.00)         |
| 5       | Grant in Transit                                    | -                   | -                   |
| 6       | TDS A.Y. 22-23                                      | 37,579.00           | 37,579.00           |
| 7       | Recoverable from Indian bank as excess paid         | 500.00              | 500.00              |
|         | <b>Amount Total</b>                                 | <b>90,55,832.00</b> | <b>91,01,470.00</b> |

  
S.O. (Accounts)

  
A.O.

  
Bursar

  
Principal

In terms of our separate report of even date attached

For Gupta Nandan & Associates  
Chartered Accountants

ICAI Firm Registration Number - 007724N



Pawan Kumar Gupta

Proprietor

Membership Number 086537

UDIN : 23086537BGXNRX9006

Date : 06.07.2023

Place : New Delhi



**SWAMI SHARADDHANAND COLLEGE, UNIVERSITY OF DELHI, ALIPUR, DELHI - 110036**  
**Schedule Forming Part of Balance Sheet for 2022-2023**

SCHEDULE-7 (a)

Loans & Advances  
**List of Dues From Staff as on 31.3.2023**

| Sr. No. | Particulars                                     | Amount in (Rs.)     | Amount in (Rs.)     |
|---------|---|---------------------|---------------------|
|         |   | as on 31.03.2023    | as on 31.03.2022    |
|         |   | (2,650.00)          | (2,650.00)          |
| 1       | Advance Festival                                | 20,000.00           | 4,98,716.00         |
| 2       | Advance to Staff                                | 3,59,500.00         | 34,500.00           |
| 3       | Advance (LTC)                                   | 2,000.00            | 75,000.00           |
| 4       | Advance (Medical)                               | 1,11,824.00         | 1,11,824.00         |
| 5       | T.A. to University Officials                    | (9,11,167.00)       | (1,01,628.00)       |
| 6       | Group Insurance Scheme                          | (67,393.20)         | (67,393.20)         |
| 7       | K. W. Association                               | 1,071.00            | 1,071.00            |
| 8       | Lab. Staff Union                                | (3,41,250.00)       | (1,77,700.00)       |
| 9       | Recov. Of Bank loan (DSCB)                      | 2,71,927.30         | 2,95,127.30         |
| 10      | T. & C. Society                                 | 37,354.00           | 37,354.00           |
| 11      | House building Loan                             | 4,21,295.00         | 2,57,745.00         |
| 12      | Recov. From Allahabad bank Loan                 | (92,754.00)         | (60,454.00)         |
| 13      | U.T.W.F.  | 4,63,352.15         | 3,01,664.15         |
| 14      | L.I.C.  | 35,823.00           | 35,823.00           |
| 15      | Income Tax Recoverable                          | 9,599.00            | 9,599.00            |
| 16      | N.T.S.W.F.                                      | 10,79,273.00        | -                   |
| 17      | TDS on FDRs - Previous year                     | 5,83,689.00         | -                   |
| 18      | TDS on FDRs- AY 23-24                           | -                   | -                   |
| 19      | Tds on GST                                      | -                   | -                   |
| 20      | Dr. Ambedkar Employees ST/ST/OBC/Minority a/c   | (2,900.00)          | (2,800.00)          |
| 21      | Dr. Ambedkar Employees SC/ST/O.B.C/Minority A/C | -                   | -                   |
|         | <b>Amount Total</b>                             | <b>19,78,593.25</b> | <b>12,45,798.25</b> |

SCHEDULE-7 (b)

**DEPOSITS**  
**List of Security Deposits as on 31.3.2023**

| Sr. No. | Particulars                 | Amount in (Rs.)  | Amount in (Rs.)  |
|---------|-----------------------------|------------------|------------------|
|         |                             | as on 31.03.2023 | as on 31.03.2022 |
| 1       | M/s India Oxygen Ltd.       | 150.00           | 150.00           |
| 2       | D.E.S.U. for Electric Meter | 469.46           | 469.46           |
| 3       | M.C.D. for Water Meter      | 75.00            | 75.00            |
|         | <b>Amount Total</b>         | <b>694.46</b>    | <b>694.46</b>    |

  
Sr. Accountant

  
A.C.

  
Bersar

  
Principal

In terms of our separate report of even date attached

For Gupta Nandan & Associates  
 Chartered Accountants  
 ICAI Firm Registration Number 007724N



Pawan Kumar Gupta  
 Proprietor  
 Membership Number 086537  
 UDIN 23086537BGXNRX9006  
 Date : 06.07.2023  
 Place : New Delhi

**SWAMI SHARADDHANAND COLLEGE, UNIVERSITY OF DELHI, ALIPUR, DELHI - 110036**


**Provident Fund Account Balance Sheet as at 31st March, 2023**

| As on 31.03.2022<br>(Amount in Rs.) | LIABILITIES  | As on 31.03.2023<br>(Amount in Rs.) | As on 31.03.2022<br>(Amount in Rs.) | ASSETS                            | As on 31.03.2023<br>(Amount in Rs.) |
|-------------------------------------|--|-------------------------------------|-------------------------------------|-----------------------------------|-------------------------------------|
|                                     | <b>Staff Provident Fund / College Contribution (CPF)</b> |                                     |                                     | <b>Investment</b>                 |                                     |
|                                     | <b>Account</b>   |                                     |                                     |                                   |                                     |
|                                     | As per Balance Sheet (at beginning as on 01.04.2022)     | 38,33,25,587.42                     |                                     | 2,87,75,618.85                    | 3,01,25,702.40                      |
|                                     | Add Interest paid to Subscribers upto 31.03.2023         | 1,93,11,217.00                      |                                     | 32,94,74,666.00                   | 33,39,28,742.00                     |
|                                     | a) Employee's Subscription                               | 2,97,00,829.00                      |                                     | 1,02,658.00                       | 1,07,898.00                         |
|                                     | b) Employer's Contribution                               | (1,790.00)                          |                                     |                                   |                                     |
|                                     | Less:  | 43,23,35,843.42                     |                                     | 87,09,690.00                      |                                     |
| 38,33,25,587.42                     | Final Payments/ Withdrawals                              | 2,75,04,605.00                      | 40,48,31,238.42                     |                                   | 36,41,62,342.40                     |
|                                     |  |                                     |                                     | Accrued Interest on Fixed Deposit | 1,06,59,920.00                      |
|                                     | <b>New Pension Scheme (NPS)</b>                          |                                     |                                     |                                   |                                     |
|                                     | As per Balance Sheet (at beginning as on 01.04.2022)     | 11,90,16,654.00                     |                                     |                                   |                                     |
|                                     | Add:   | 1,75,68,136.00                      |                                     |                                   |                                     |
|                                     | a) Employee's Subscription                               | 2,45,68,288.00                      | 16,11,53,078.00                     |                                   |                                     |
| 11,90,16,654.00                     | b) College Contribution                                  |                                     |                                     |                                   |                                     |
|                                     |  | 100.00                              | 100.00                              |                                   |                                     |
| 100.00                              | Sh. Salm Khan  |                                     |                                     | 12,97,78,282.00                   | 17,19,14,706.00                     |
|                                     | Stale Cheques Account                                    |                                     |                                     |                                   | 18,00,63,239.03                     |
|                                     |  |                                     |                                     |                                   |                                     |
|                                     | <b>Distribution of interest to PF subscribers:</b>       |                                     |                                     |                                   |                                     |
|                                     | Op. balance Interest as on 01.04.2022                    | 10,44,393.58                        |                                     | 3,91,060.57                       | 1,19,06,377.57                      |
|                                     | Interest received during the year                        | 1,03,04,464.00                      |                                     | 54,378.00                         | 55,544.00                           |
|                                     | Interest Accrued during the year                         | 87,07,290.00                        |                                     |                                   |                                     |
|                                     | Interest on Saving Bank Account                          | 1,18,076.00                         |                                     |                                   |                                     |
|                                     | Less: Distributed during the year (2022-23)              |                                     |                                     |                                   |                                     |
|                                     | Staff Provident Fund / College Contribution (CPF)        | 1,93,11,217.00                      | 8,63,006.58                         |                                   |                                     |
| 10,44,393.58                        | Account  |                                     |                                     |                                   |                                     |
|                                     | Balance to be utilized in next year(s)                   |                                     |                                     |                                   |                                     |
|                                     |  |                                     |                                     |                                   |                                     |
| <b>50,33,86,735.00</b>              | <b>Grand Total</b>                                       | <b>56,68,47,423.00</b>              | <b>50,33,86,735.00</b>              | <b>Grand Total</b>                | <b>56,68,47,423.00</b>              |

  
S.D. (Accounts)



  
Bursar

  
Principal

In terms of our separate report of even date attached

For Gupta Nandan & Associates  
Chartered Accountants  
ICAI Firm Registration Number 007020



Pawan Kumar Gupta  
Proprietor  
Membership Number 086537  
UDIN : 23086537BGXNRX9006  
Date : 06.07.2023  
Place : New Delhi

Statement of Affairs OBC GRANT as on 31st March, 2023

| As on 31.03.2022<br>Amount (in Rs.) | Particulars   | As on 31.03.2023<br>Amount (in Rs.) | As on 31.03.2022<br>Amount (in Rs.) | Particulars   | As on 31.03.2023<br>Amount (in Rs.) |
|-------------------------------------|---|-------------------------------------|-------------------------------------|---|-------------------------------------|
| 1,00,00,000.00                      | <b>RECURRING GRANT - (EXISTING BUILDING)</b><br>OBC Grant-Repair & Renovation Existing Infrastructure from UGC                  | 1,00,00,000.00                      |                                     | <b>RECURRING EXPENDITURE - (EXISTING BUILDING)</b><br>College Existing Building | 4,88,79,099.04                      |
| 2,00,00,000.00                      | OBC Grant-Repair & Renovation Existing Infrastructure from Delhi Administration   | 2,00,00,000.00                      | 4,88,79,099.04                      | Advance Account - Naresh Const. Works   | -                                   |
| 43,92,696.54                        | Interest received on Grant/ Saving Bank A/c<br>Add: Interest received during the year   | 43,92,696.54<br>21,718.00           | 60,97,694.00                        | Repair & Renovation - Existing Building   | 60,97,694.00                        |
| 60,000.00                           | Earnest Money - M/s R S Consultant Engg.  | 60,000.00                           | 7,81,690.50                         | <b>Balance with Bank</b><br>- Indian Bank (50014744817)                         | 8,03,408.50                         |
| 90,60,890.00                        | Contribution from SSN College - Student Society Fund<br>Contribution from SSN College - Maintenance Grant Fund                  | 90,60,890.00                        |                                     |   |                                     |
| 1,55,10,453.00                      | (Non Recurring Grant for Existing Building)   | 1,55,10,453.00                      |                                     |   |                                     |
| 2,39,141.00                         | Security Account  | 2,39,141.00                         |                                     |   |                                     |
| 47,828.00                           | Water & Electricity Account   | 47,828.00                           |                                     |   |                                     |
| 10,470.00                           | Labour Cess Account   | 10,470.00                           |                                     |   |                                     |
| 5,93,21,478.54                      | <b>Amount Total</b>   | 5,93,43,196.54                      | 5,57,58,483.54                      | <b>Amount Total</b>   | 5,57,80,201.54                      |
| 7,50,00,000.00                      | <b>NON-RECURRING GRANT - OBC EXPENSION BUILDING</b><br>OBC Grant - Expansion of Building from University Grant Commission (UGC) | 7,50,00,000.00                      |                                     | <b>NON-RECURRING EXPENDITURE</b><br>College Building Expansion (OBC)            |                                     |
| 48,31,939.00                        | Interest received on Grant/ Saving Bank A/c<br>Add: Interest received during the year   | 48,31,939.00<br>3,03,810.00         | 1,00,000.00                         | MCD MAP   | 1,00,000.00                         |
| 82,500.00                           | Add: Sale of Tender   | 82,500.00                           | 4,46,715.00                         | Architect - Dimensions  | 4,46,715.00                         |
|                                     |   |                                     | 9,40,459.00                         | Professional Charges  | 9,40,459.00                         |
|                                     |   |                                     | 3,85,000.00                         | Consultancy Charges   | 9,10,000.00                         |
|                                     |   |                                     | 3,20,000.00                         | Salary - Sh. Ashok Kumar Sharma   | 3,20,000.00                         |
|                                     |   |                                     | 2,00,00,000.00                      | Advance - CPWD (INA Project Division)   | 2,00,00,000.00                      |
| 11,22,71,796.00                     | Interest received on Fixed Deposit Account<br>Add: Interest received during the year (Sch 1)                                    | 11,22,71,796.00<br>84,02,013.00     | 16,44,59,132.00                     | Investment in Fixed Deposit with Indian Bank (Sch 1)                            | 4,05,82,967.00                      |
| 4,00,000.00                         | Earnest Money - Naresh Const. Works   | 4,00,000.00                         | 1,18,410.00                         | TDS F.Y 21-22   | 1,18,410.00                         |
|                                     |   |                                     | -                                   | TDS FY 2022-23 (Sch 1)  | 48.00                               |
|                                     |   |                                     | 93,79,514.00                        | <b>Balance with Bank</b><br>- Indian Bank (50025764115)                         | 14,14,36,454.00                     |
| 19,25,86,235.00                     | <b>Amount Total</b>   | 20,12,92,058.00                     | 19,61,49,230.00                     | <b>Amount Total</b>   | 20,48,55,053.00                     |
| 25,19,07,713.54                     | <b>Grand Total</b>  | 26,06,35,254.54                     | 25,19,07,713.54                     | <b>Grand Total</b>  | 26,06,35,254.54                     |

  
S. C. Accountants



  
BURSAR

  
PRINCIPAL

In terms of our separate report of even date attached

For Gupta Nandan & Associates  
Chartered Accountants  
ICAI Firm Registration Number 0077241



Pawan Kumar Gupta  
Proprietor  
Membership Number 086537  
UDIN : 23086537BGXNRX9006  
Date : 06.07.2023  
Place : New Delhi

SWAMI SHARADDHANAND COLLEGE, UNIVERSITY OF DELHI, ALIPUR, DELHI - 110036

Statement of Affairs OBC Salary Fund as on 31st March, 2023

| As on 31.03.2022<br>Amount (in Rs.) | Particulars  | As on 31.03.2023<br>Amount (in Rs.) | As on 31.03.2022<br>Amount (in Rs.) | Particulars   | As on 31.03.2023<br>Amount (in Rs.) |
|-------------------------------------|--|-------------------------------------|-------------------------------------|---|-------------------------------------|
| 3,81,564.00                         | <b>OBC Salary Fund:</b><br>Balance at beginning (as on 31.03.2023) | 3,82,150.00                         | 3,61,564.00                         | <b>Current Assets, Loans and Advances:</b><br>Recoverable from Management Grant - SSN College | 3,61,564.00                         |
| 586.00                              | Add :<br>Saving Bank Interest during the year                      | 572.00                              |                                     | <b>Balance with Bank:</b><br>- Indian (50014744817)   |                                     |
| -                                   | Transfer from Management Grant - SSN College                       | -                                   | 20,586.00                           |   | 21,158.00                           |
| 3,82,150.00                         |  | 3,82,722.00                         |                                     |   |                                     |
| -                                   | Less :<br>OBC Salary paid during the year                          | -                                   |                                     |   |                                     |
| -                                   | Administration Salary & Allowance (OBC)                            | -                                   |                                     |   |                                     |
| 3,82,150.00                         |  | 3,82,722.00                         |                                     |   |                                     |
| <b>3,82,150.00</b>                  | <b>Amount Total</b>  | <b>3,82,722.00</b>                  | <b>3,82,150.00</b>                  | <b>Amount Total</b>   | <b>3,82,722.00</b>                  |

  
S.O. (Accounts)

  
A.O.

  
Bersar

  
Principal

In terms of our separate report of even date attached

For Gupta Nandan & Associates  
Chartered Accountants

ICAI Firm Registration Number 007724N



Pawan Kumar Gupta  
Proprietor

Membership Number 086537

UDIN : 23086537BGXNRX9006

Date : 06.07.2023

Place : New Delhi

SWAMI SHARADDHANAND COLLEGE, UNIVERSITY OF DELHI, ALIPUR, DELHI - 110036

Student Society Fund Balance Sheet as at 31st March, 2023

| As on 31.03.2022 | Particulars   | As on 31.03.2022 |                 | Particulars   | As on 31.03.2023 |
|------------------|---|------------------|-----------------|---|------------------|
| Amount (in Rs.)  |   | Amount (in Rs.)  | Amount (in Rs.) |   | Amount (in Rs.)  |
| 68,14,128.00     | Alumni Association  | 80,22,480.00     |                 | <b>Fixed Assets:</b>                                |                  |
| 28,21,246.83     | Annual Day Fund   | 24,37,650.83     | 28,476.00       | Canteen Building                                    | 28,476.00        |
| 38,80,568.50     | Art Foundation  | 46,86,136.50     |                 | <b>Investment: (Sch 1)</b>                          |                  |
| 62,99,776.00     | Audio-Visual Computer   | 67,02,560.00     |                 | Investment in Fixed Deposit with Indian Bank        | 28,37,09,433.00  |
| 2,11,889.00      | Award (intt. On FDR Scholarship)  | 2,12,847.00      | 26,89,12,022.00 | Investment in Fixed Deposit - Award                 | 11,13,000.00     |
| 36,000.00        | Bio-Technology  | 36,000.00        | 9,13,000.00     |   |                  |
| 42,89,559.48     | Canteen Fund  | 46,92,343.48     |                 | <b>Current Assets, Loans and Advance:</b>           |                  |
| 19,18,899.00     | Career Placement Centre   | 21,11,251.00     |                 | Contribution to SSN College - Building Capital      |                  |
| 1,35,03,106.00   | Computer Development Fund   | 1,49,52,941.00   |                 | Account (Non Recurring Grant for Existing Building) | 1,55,10,453.00   |
| 3,23,856.00      | Computer Sci. Lab. Charges  | 3,23,856.00      |                 | <b>Balance with Bank:</b>                           |                  |
| 21,81,592.00     | Cultural & Enrichment   | 14,82,537.00     | 1,35,93,953.84  | - Indian Bank (20408230091)                         | 3,65,12,471.84   |
| 43,45,096.00     | Debating Society  | 48,70,648.00     | 1,32,538.00     | - Indian bank Annual fest/Golden jubilee            | -                |
| (1,36,262.00)    | Demonetization its Eco and pos. in India                                      | (66,262.00)      | 32,134.00       | - Indian bank Renewable energy                      | 32,134.00        |
| 95,18,011.50     | Departmental Society  | 1,08,93,353.50   | 380.00          | - Indian bank Sh. Manish Kumar                      | -                |
| 42,70,573.00     | Departmental Publication  | 46,73,357.00     | 9,31,984.00     | Advance to Staff                                    | 5,28,553.00      |
| 2,62,63,846.89   | Development Fund  | 2,72,94,967.89   | -               | TDS Previous year(s)                                | 94,872.00        |
| 32,05,059.50     | Environmental Centre  | 35,75,850.50     |                 |   |                  |
| 10,91,376.00     | Extension Lecturer Fees   | 11,60,218.00     |                 |   |                  |
| 26,79,863.00     | Field Studies   | 30,53,852.00     |                 |   |                  |
| 9,92,136.00      | Foundation day  | 10,72,692.00     |                 |   |                  |
| 95.00            | French Language   | 95.00            |                 |   |                  |
| 1,25,14,308.21   | Games & Sports  | 1,38,60,502.21   |                 |   |                  |
| 7,27,75,614.79   | General Amenities Funds   | 8,25,77,073.79   |                 |   |                  |
| 18,44,441.00     | House Exam. Fund  | 20,78,035.00     |                 |   |                  |
| 32,44,928.00     | IGNOU   | 45,00,459.00     |                 |   |                  |
| 52,43,824.04     | Interest on Saving Bank A/C   | 56,09,882.04     |                 |   |                  |
| 6,94,49,132.00   | Interest on FDR 6,94,49,132.00 during the year (Sch 1): <u>1,38,88,226.00</u> | 8,33,37,358.00   |                 |   |                  |
| 1,03,49,344.75   | Lab. Development Fund   | 98,97,197.75     |                 |   |                  |
| 1,47,149.00      | Labour cess   | 1,47,149.00      |                 |   |                  |
| 1,46,000.00      | Loss of Laptop  | 1,46,000.00      |                 |   |                  |
| 94,904.00        | M/G A/c   | 94,904.00        |                 |   |                  |
| 18,78,396.67     | N.C.C. Fund   | 20,95,318.67     |                 |   |                  |
| 28,60,600.25     | N.S.S. Fund   | 31,80,483.25     |                 |   |                  |
| 4,17,703.00      | Office Management & Secretarial Practice                                      | 4,36,375.00      |                 |   |                  |
| 27,54,76,761.41  | <b>Total c/f</b>  | 31,01,50,112.41  | 30,00,54,940.84 | <b>Total c/f</b>                                    | 33,75,29,392.84  |




| 27,54,76,761.41 | Total b/f                                  | 31,01,50,112.41 | 30,00,54,940.84 | Total b/f           | 33,75,29,392.84 |
|-----------------|--|-----------------|-----------------|---------------------|-----------------|
| 1,07,500.00     | R/G DR. S.K. Sagar                         | 1,07,500.00     |                 |                     |                 |
| 23,477.00       | Renewable Energy                           | 23,477.00       |                 |                     |                 |
| 10,47,543.00    | Rent                                       | 10,47,543.00    |                 |                     |                 |
| 930.00          | R/g Manish Kumar                           | 858.00          |                 |                     |                 |
| 1,504.00        | Russian Language                           | 1,504.00        |                 |                     |                 |
| 9,13,000.00     | Scholarship Award                          | 11,13,000.00    |                 |                     |                 |
| 2,000.00        | Security for canteen                       | 2,000.00        |                 |                     |                 |
| 5,000.00        | Security for Generator                     | 5,000.00        |                 |                     |                 |
| 92,41,813.86    | Student Social function & Cult. Activities | 1,04,50,165.86  |                 |                     |                 |
| 23,64,330.00    | Social Function                            | 23,88,097.00    |                 |                     |                 |
| 18,86,049.41    | Student Aid Fund (College)                 | 21,68,281.41    |                 |                     |                 |
| 590.41          | Student Aid Fund (UGC)                     | 590.41          |                 |                     |                 |
| 31,65,812.73    | Student College Union Fund                 | 37,64,823.73    |                 |                     |                 |
| 7,58,412.50     | Student College Union Election             | 8,59,108.50     |                 |                     |                 |
| -               | TDS  | -               |                 |                     |                 |
| 1,026.00        | TDS on GST                                 | -               |                 |                     |                 |
| 8,32,966.00     | Stale Cheques                              | 8,44,466.00     |                 |                     |                 |
| 10,087.00       | University Sexual Harassment               | 10,087.00       |                 |                     |                 |
| 32,05,148.00    | Women Development Centre                   | 35,12,715.00    |                 |                     |                 |
| 9,235.52        | World University Fund                      | 9,235.52        |                 |                     |                 |
| 10,01,754.00    | Writer Forum                               | 10,70,828.00    |                 |                     |                 |
| -               |  |                 |                 |                     |                 |
| 30,00,54,940.84 | <b>Amount Total</b>                        | 33,75,29,392.84 | 30,00,54,940.84 | <b>Amount Total</b> | 33,75,29,392.84 |

  
S. O. S. (Accounts)

In terms of our separate report of even date attached

  
A.O.

  
Bursar

  
Principal

For Gupta Nandan & Associates  
Chartered Accountants  
ICAI Firm Registration Number 007724

Pawan Kumar Gupta

Proprietor

Membership Number 086537

UDIN : 23086537BGXNRX9006

Date : 06.07.2023

Place : New Delhi



**SWAMI SHARADDHANAND COLLEGE, UNIVERSITY OF DELHI, ALIPUR, DELHI - 110036**

STATEMENT OF ACCOUNT OF STUDENT SOCIETY FUND ACCOUNT for the year ending as on 31.03.2023

| PARTICULARS                              | As at 01.04.2022       | Income / Received during the year | TOTAL                  | Expenditure during the year | As at 01.04.2023       |
|--|------------------------|-----------------------------------|------------------------|-----------------------------|------------------------|
|  | Amount (in Rs.)        | Amount (in Rs.)                   | Amount (in Rs.)        | Amount (in Rs.)             | Amount (in Rs.)        |
|  | 1                      | 2                                 | 3 = (1+2)              | 4                           | 5 = (3-4)              |
| Alumni Association                       | 68,14,128.00           | 1208352.00                        | 80,22,480.00           |                             | 80,22,480.00           |
| Annual Day Fund                          | 28,21,246.83           | 805568.00                         | 36,26,814.83           | 11,89,164.00                | 24,37,650.83           |
| Art Foundation                           | 38,80,568.50           | 805568.00                         | 46,86,136.50           |                             | 46,86,136.50           |
| Audio-Visual Computer                    | 62,99,776.00           | 402784.00                         | 67,02,560.00           |                             | 67,02,560.00           |
| Award (innt. On FDR Scholarship)         | 2,11,889.00            | 49458.00                          | 2,61,347.00            | 48,500.00                   | 2,12,847.00            |
| Bio-Technology                           | 36,000.00              |                                   | 36,000.00              |                             | 36,000.00              |
| Canteen Fund                             | 42,89,559.48           | 402784.00                         | 46,92,343.48           |                             | 46,92,343.48           |
| Career Placement Centre                  | 19,18,899.00           | 201392.00                         | 21,20,291.00           | 9,040.00                    | 21,11,251.00           |
| Computer Development Fund                | 1,35,03,106.00         | 1458980.00                        | 1,49,62,086.00         | 9145.00                     | 1,49,52,941.00         |
| Computer Sci. Lab. Charges               | 3,23,856.00            |                                   | 3,23,856.00            |                             | 3,23,856.00            |
| Cultural & Enrichment                    | 21,81,592.00           | 805568.00                         | 29,87,160.00           | 1504623.00                  | 14,82,537.00           |
| Debating Society                         | 43,45,096.00           | 604176.00                         | 49,49,272.00           | 78624.00                    | 48,70,648.00           |
| Demonetization its Eco and pos. in India | (1,36,262.00)          | 70000.00                          | (66,262.00)            |                             | (66,262.00)            |
| Departmental Society                     | 95,18,011.50           | 1699336.00                        | 1,12,17,347.50         | 3,23,994.00                 | 1,08,93,353.50         |
| Departmental Publication                 | 42,70,573.00           | 402784.00                         | 46,73,357.00           |                             | 46,73,357.00           |
| Development Fund                         | 2,62,63,846.89         | 3222272.00                        | 2,94,86,118.89         | 2191151.00                  | 2,72,94,967.89         |
| Environmental Centre                     | 32,05,059.50           | 402784.00                         | 36,07,843.50           | 31993.00                    | 35,75,850.50           |
| Extension Lecturer Fees                  | 10,91,376.00           | 120834.00                         | 12,12,210.00           | 51992.00                    | 11,60,218.00           |
| Field Studies                            | 26,79,863.00           | 402784.00                         | 30,82,647.00           | 28795.00                    | 30,53,852.00           |
| Foundation day                           | 9,92,136.00            | 80556.00                          | 10,72,692.00           |                             | 10,72,692.00           |
| French Language                          | 95.00                  |                                   | 95.00                  |                             | 95.00                  |
| Games & Sports                           | 1,25,14,308.21         | 2819488.00                        | 1,53,33,796.21         | 1473294.00                  | 1,38,60,502.21         |
| General Amenities Funds                  | 7,27,75,614.79         | 14655683.00                       | 8,74,31,297.79         | 4854224.00                  | 8,25,77,073.79         |
| House Exam. Fund                         | 18,44,441.00           | 402784.00                         | 22,47,225.00           | 1,69,190.00                 | 20,78,035.00           |
| IGNOU                                    | 32,44,928.00           | 1282730.00                        | 45,27,658.00           | 27,199.00                   | 45,00,459.00           |
| Interest                                 | 52,43,824.04           | 368148.00                         | 56,11,972.04           | 2,090.00                    | 56,09,882.04           |
| Interest on FDR                          | 6,94,49,132.00         | 13774889.00                       | 8,32,24,021.00         |                             | 8,32,24,021.00         |
| Lab. Development Fund                    | 1,03,49,344.75         | 1087110.00                        | 1,14,36,454.75         | 1539257.00                  | 98,97,197.75           |
| Labour cess                              | 1,47,149.00            |                                   | 1,47,149.00            |                             | 1,47,149.00            |
| Loss of Laptop                           | 1,46,000.00            |                                   | 1,46,000.00            |                             | 1,46,000.00            |
| M/G A/c                                  | 94,904.00              |                                   | 94,904.00              |                             | 94,904.00              |
| N.C.C. Fund                              | 18,78,396.67           | 402784.00                         | 22,81,180.67           | 185862.00                   | 20,95,318.67           |
| N.S.S. Fund                              | 28,60,600.25           | 402784.00                         | 32,63,384.25           | 82901.00                    | 31,80,483.25           |
| Office Management & Secretarial Practice | 4,17,703.00            | 24,690.00                         | 4,42,393.00            | 6018.00                     | 4,36,375.00            |
|  |                        |                                   | -                      |                             | -                      |
|  |                        |                                   | -                      |                             | -                      |
| <b>Total c/f</b>                         | <b>27,54,76,761.41</b> | <b>4,83,67,070.00</b>             | <b>32,38,43,831.41</b> | <b>1,38,07,056.00</b>       | <b>31,00,36,775.41</b> |

Continue.....2.....



(2)

| Total b/f                                  | 27,54,76,761.41        | 4,83,67,070.00        | 32,38,43,831.41        | 1,38,07,056.00        | 31,00,36,775.41        |
|--|------------------------|-----------------------|------------------------|-----------------------|------------------------|
| R/G DR. S.K. Sagar                         | 1,07,500.00            |                       | 1,07,500.00            |                       | 1,07,500.00            |
| Renewable Energy                           | 23,477.00              |                       | 23,477.00              |                       | 23,477.00              |
| Rent                                       | 10,47,543.00           |                       | 10,47,543.00           |                       | 10,47,543.00           |
| R/g Manish Kumar                           | 930.00                 | 107912.00             | 1,08,842.00            | 107984.00             | 858.00                 |
| Russian Language                           | 1,504.00               |                       | 1,504.00               |                       | 1,504.00               |
| Scholarship Award                          | 9,13,000.00            |                       | 9,13,000.00            |                       | 9,13,000.00            |
| Security for canteen                       | 2,000.00               |                       | 2,000.00               |                       | 2,000.00               |
| Security for Generator                     | 5,000.00               |                       | 5,000.00               |                       | 5,000.00               |
| Student Social function & Cult. Activities | 92,41,813.86           | 1208352.00            | 1,04,50,165.86         |                       | 1,04,50,165.86         |
| Social Function                            | 23,64,330.00           | 402784.00             | 27,67,114.00           | 379017.00             | 23,88,097.00           |
| Student Aid Fund (College)                 | 18,86,049.41           | 402784.00             | 22,88,833.41           | 120552.00             | 21,68,281.41           |
| Student Aid Fund (UGC)                     | 590.41                 |                       | 590.41                 |                       | 590.41                 |
| Student College Union Fund                 | 31,65,812.73           | 604176.00             | 37,69,988.73           | 5165.00               | 37,64,823.73           |
| Student College Union Election             | 7,58,412.50            | 100696.00             | 8,59,108.50            |                       | 8,59,108.50            |
| TDS  | -                      | 62104.00              | 62,104.00              | 62104.00              | -                      |
| TDS on GST                                 | 1,026.00               | 95496.00              | 96,522.00              | 96522.00              | -                      |
| State Cheques                              | 8,32,966.00            | 12500.00              | 8,45,466.00            | 1,000.00              | 8,44,466.00            |
| University Sexual Harassment               | 10,087.00              |                       | 10,087.00              |                       | 10,087.00              |
| Women Development Centre                   | 32,05,148.00           | 402784.00             | 36,07,932.00           | 95217.00              | 35,12,715.00           |
| World University Fund                      | 9,235.52               |                       | 9,235.52               |                       | 9,235.52               |
| Writer Forum                               | 10,01,754.00           | 80556.00              | 10,82,310.00           | 11,482.00             | 10,70,828.00           |
|  |                        |                       |                        |                       |                        |
| <b>Total Amount</b>                        | <b>30,00,54,940.84</b> | <b>5,18,47,214.00</b> | <b>35,19,02,154.84</b> | <b>1,46,86,099.00</b> | <b>33,72,16,055.84</b> |

S.D. (Accounts)

A.O.

Bursar

Principal

33,72,16,055.84

In terms of our separate report of even date attached

For Gupta Nandan & Associates  
Chartered Accountants  
ICAI Firm Registration Number 007724N

Pawan Kumar Gupta  
Proprietor  
Membership Number 086537  
UDIN : 23086537BGXNRX9006  
Date : 06.07.2023  
Place : New Delhi





**Swami Shraddhanand College, University of Delhi, Alipur, Delhi - 110036**


**SHARE ALLOCATION FOR THE YEAR 2022-2023 OF GOVT. OF N.C.T. OF DELHI**

|  |  | <b>AMOUNT</b>            |
|--|--|--------------------------|
| <b>TOTAL EXPENDITURE (as per income &amp; expenditure):-</b> |  | 74,44,85,175.45          |
| <b>LESS (100% UGC Share):-</b>                               |  |                          |
| 1  | Pension, Commutation of Pension,           | 10,61,09,955.00          |
| 2  | Reimbursement of Medical Exp.              | 1,95,79,899.00           |
| 3  | Gratuity                                   | 1,01,89,810.00           |
| 4  | Leave Encashment                           | 89,19,273.00             |
| 5  | 100%Delhi Admn. Share in r/o G.B. Expenses | 4,82,815.00              |
|  |  | <b>14,52,81,752.00</b>   |
|  |  | <b>(14,52,81,752.00)</b> |
| <b>NET EXPENDITURE</b>                                       |  | <b>59,92,03,423.45</b>   |
| <u>No. of Students on average basis</u>                      |  | 4086                     |
| - Expenditure on 1 student                                   |  | 1,46,648.00              |
| - Expenditure on 1000 students for extended college          |  | 14,66,48,000.00          |
| - 5% Share of Delhi Administration                           |  | 73,32,400.00             |
| - Add:- Governing Body Expenses on 100%<br>Delhi Admn. Share |  | 4,82,815.00              |
| <b>Delhi Administration Share:-</b>                          |  | <b>78,15,215.00</b>      |

  
S.O. (Accounts)

  
A.O.

  
Bursar

  
Principal





स्वामी श्रद्धानन्द महाविद्यालय  
( दिल्ली विश्वविद्यालय ), अलीपुर, दिल्ली-110036  
**Swami Shradhdhanand College**  
(University of Delhi), Alipur, Delhi-110036

Ref. No. ....

Dated.....

**DETAILS OF LIBRARY RECURRING ACCOUNT DURING THE YEAR OF**  
**2022-2023**

| S.No. | Head                  | Amount      |
|-------|-----------------------|-------------|
| 1.    | Library Newspaper     | 10,900.00   |
| 2.    | Library Books binding | 65,350.00   |
| 3.    | Library Books         | 6,68,986.00 |
| 4.    | Library Accessories   | 1,98,955.00 |
| 5.    | Library Periodicals   | 41,639.00   |
| Total |                       | 9,85,830.00 |

(Rupees Nine lakh eighty five thousand eight hundred thirty only)

  
Principal



स्वामी श्रद्धानन्द महाविद्यालय  
( दिल्ली विश्वविद्यालय ), अलीपुर, दिल्ली-110036  
**Swami Shradddhanand College**  
(University of Delhi), Alipur, Delhi-110036



Ref. No. ....

Dated. 26. 6. 2023.

**CERTIFICATE**

Under College ERP, all activities regarding Students registration, Admission, Fees, Time Table, Examination (including exam fee), Accounts, Library, Payroll Module, etc all managed on system. Currently we are using **Tally ERP 9, Oracle 10g** and **PFMS** Module for Payroll Management, Student Registration and vendor payment various accounts are managed on Tally software.

ERP for a college management system helps us in tracking everyday college activities. Admissions, attendance, fee payment, and examinations are managed by single window. Also, we use Payroll module for regular employees and Pensioners. Benefits we get from ERP.

- It gives us a Centralized System to store our records.
- It Keeps our Data Safe and Secure.
- It Improves our Resource Management.
- It simplifies our Day to Day functioning.
- It helps in organizing and managing the vast data of all the activities.

Principal